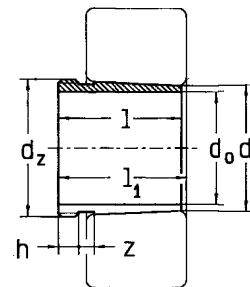


Withdrawal Sleeves

Shaft Sizes 35 mm – 85 mm

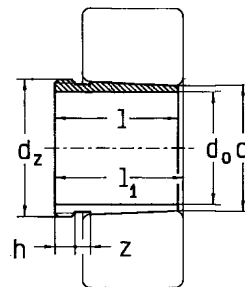


Shaft size	Dimensions					Withdrawal Sleeve Designation	Thread	Weight ~	Corresponding Withdrawal Nut
	d	l	l ₁	h	z				
	mm							kg lbs	
35 mm	40	30	32	6	5	AH308	M45 x 1.5	0.09	KM9
	40	40	43	7	6	AH2308	M45 x 1.5	0.21 0.13 0.28	
40 mm	45	32	34	6	5	AH309	M50 x 1.5	0.11	KM10
	45	44	47	7	6	AH2309	M50 x 1.5	0.25 0.16 0.36	
45 mm	50	35	38	7	6	AH310X	M55 x 2	0.14	KM11
	50	50	53	8	6	AH2310X	M55 x 2	0.30 0.24 0.52	
50 mm	55	37	40	7	6	AH311X	M60 x 2	0.16	KM12
	55	54	57	9	6	AH2311X	M60 x 2	0.36 0.26 0.57	
55 mm	60	40	43	8	7	AH312X	M65 x 2	0.19	KM13
	60	57	61	10	7	AH2312X	M65 x 2	0.43 0.30 0.66	
60 mm	65	42	45	8	7	AH313	M75 x 2	0.26	KM15
	65	61	64	11	7	AH2313	M75 x 2	0.56 0.40 0.88	
65 mm	70	44	47	8	7	AH314	M80 x 2	0.29	KM16
	70	65	68	12	7	AH2314X	M80 x 2	0.64 0.47 1.03	
70 mm	75	46	49	8	7	AH315	M85 x 2	0.33	KM17
	75	69	72	12	7	AH2315X	M85 x 2	0.72 0.54 1.18	
75 mm	80	48	52	8	7	AH316	M90 x 2	0.37	KM18
	80	72	75	12	7	AH2316X	M90 x 2	0.81 0.60 1.33	
80 mm	85	52	56	9	7	AH317X	M95 x 2	0.43	KM19
	85	75	78	13	7	AH2317X	M95 x 2	0.95 0.68 1.49	
85 mm	90	53	57	9	7	AH318X	M100 x 2	0.47	KM20
	90	63	67	10	7	AH3218X	M100 x 2	1.03 0.58	
	90	80	83	14	7	AH2318X	M100 x 2	1.27 0.78 1.71	

Sleeve designations printed in bold face type are currently in our manufacturing schedule
Those shown in normal face type are made to order

Withdrawal Sleeves

Shaft Sizes 90 mm – 180 mm

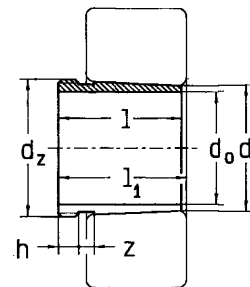


Shaft size	Dimensions					Withdrawal Sleeve Designation	Thread	Weight	Corresponding Withdrawal Nut
	d	l	l ₁	h	z				
	mm							kg lbs	
90 mm	95	57	61	10	8	AH319X	M105 x 2	0.54 1.18	KM21
	95	85	89	15	8	AH2319X	M105 x 2	0.89 1.96	KM21
95 mm	100	59	63	10	8	AH320X	M110 x 2	0.59 1.29	KM22
	100	75	77	12	7	AH3220X	M110 x 2	0.77 1.69	KM22
	100	90	94	15	8	AH2320X	M110 x 2	1.00 2.20	KM22
100 mm	110	68	72	11	8	AH3122	M125 x 2	1.28 2.82	KM25
105 mm	110	68	72	11	8	AH3122X	M120 x 2	0.79 1.73	KM24
	110	82	86	12	8	AH3222X	M125 x 2	1.06 2.34	KM25
	110	98	102	16	8	AH2322X	M125 x 2	1.35 2.98	KM25
110 mm	120	75	79	12	8	AH3124	M140 x 2	1.67 3.68	KM28
	120	105	109	17	8	AH2324	M140 x 2	2.47 5.45	KM28
115 mm	120	60	64	13	8	AH3024X	M130 x 2	0.74 1.62	KM26
	120	75	79	12	8	AH3124X	M130 x 2	0.95 2.09	KM26
	120	90	94	14	8	AH3224X	M135 x 2	1.31 2.89	KM27
	120	105	109	17	8	AH2324X	M135 x 2	1.61 3.55	KM27
125 mm	130	67	71	14	8	AH3026X	M140 x 2	0.91 2.00	KM28
	130	78	82	12	8	AH3126X	M140 x 2	1.08 2.38	KM28
	130	98	102	15	8	AH3226X	M145 x 2	1.58 3.48	KM29
	130	115	119	19	8	AH2326X	M145 x 2	1.97 4.34	KM29
135 mm	140	68	73	14	10	AH3028X	M150 x 2	1.00 2.20	KM30
	140	83	88	14	10	AH3128X	M150 x 2	1.26 2.78	KM30
	140	104	109	15	10	AH3228X	M155 x 3	1.81 3.99	KM31
	140	125	130	20	10	AH2328X	M155 x 3	2.34 5.16	KM31

Sleeve designations printed in bold face type are currently in our manufacturing schedule
Those shown in normal face type are made to order

Withdrawal Sleeves

Shaft Sizes 90 mm – 180 mm



Shaft size	Dimensions					Withdrawal Sleeve Designation	Thread	Weight ~	Corresponding Withdrawal Nut
	d	l	l ₁	h	z				
	mm							kg lbs	
145 mm	150	72	77	15	10	AH3030X	M160 x 3	1.12 2.47	KM32
	150	96	101	15	10	AH3130X	M165 x 3	1.75 3.86	KM33
	150	114	119	18	10	AH3230X	M165 x 3	2.21 4.87	KM33
	150	135	140	24	10	AH2330X	M165 x 3	2.79 6.15	KM33
150 mm	160	77	82	16	10	AH3032	M170 x 3	2.01 4.43	KM34
	160	103	108	16	10	AH3132	M180 x 3	3.18 7.01	KM36
	160	124	130	20	12	AH3232	M180 x 3	4.02 8.86	KM36
	160	140	146	24	12	AH2332	M180 x 3	4.69 10.34	KM36
160 mm	170	85	90	17	10	AH3034	M180 x 3	2.40 5.29	KM36
	170	104	109	16	10	AH3134	M190 x 3	3.41 7.52	KM38
	170	134	140	24	12	AH3234	M190 x 3	3.41 7.52	KM38
	170	146	152	24	12	AH2334	M190 x 3	5.23 11.53	KM38
170 mm	180	92	98	17	12	AH3036	M190 x 3	2.80 6.17	KM38
	180	116	122	19	12	AH3136	M200 x 3	4.16 9.17	KM40
	180	105	110	17	10	AH2236	M200 x 3	3.67 8.09	KM40
	180	140	146	24	12	AH3236	M200 x 3	5.29 11.66	KM40
	180	154	160	26	12	AH2336	M200 x 3	5.94 13.10	KM20
180 mm	190	96	102	17	12	AH3038	Tr205 x 4	3.28 7.23	HML41T
	190	125	131	19	12	AH3138	Tr210 x 4	4.73 10.43	HM42T
	190	112	117	18	10	AH2238	Tr210 x 4	4.15 9.15	HM42T
	190	145	152	25	14	AH3238	Tr210 x 4	5.80 12.79	HM42T
	190	160	167	26	14	AH2338	Tr210 x 4	6.53 14.40	HM42T

Sleeve designations printed in bold face type are currently in our manufacturing schedule
 Those shown in normal face type are made to order

