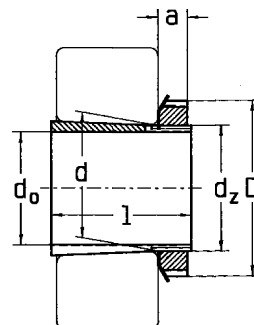


H-Series Adapter Sleeves

Shaft Sizes 20 mm – 2-1/4 in

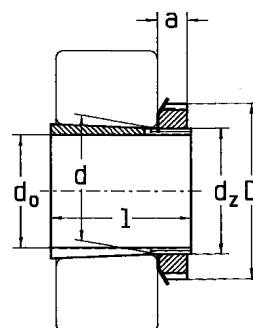


Shaft size	Dimensions				Adapter Designation	Thread	Weight	Components		Adapter Fits the Following Bearings
	d	D	l	a				nut	washer	
	mm						kg lbs			
20 mm	25	38	26	8	H205	M25 x 1.5	0.07 0.15	KM5	MB5	1205K
	25	38	29	8	H305	M25 x 1.5	0.08 0.17	KM5	MB5	2205K, 1305K, 22205K
	25	38	35	8	H2305	M25 x 1.5	0.09 0.19	KM5	MB5	2305K
15/16 in	30	45	31	8	HA306	M30 x 1.5	0.11 0.24	KM6	MB6	2206K, 1306K, 22206K
	30	45	38	8	HA2306	M30 x 1.5	0.13 0.28	KM6	MB6	2306K
25 mm	30	45	27	8	H206	M30 x 1.5	0.10 0.22	KM6	MB6	1206K
	30	45	31	8	H306	M30 x 1.5	0.11 0.24	KM6	MB6	2206K, 1306K, 22206K
	30	45	38	8	H2306	M30 x 1.5	0.13 0.28	KM6	MB6	2306K
1 in	30	45	31	8	HE306	M30 x 1.5	0.11 0.24	KM6	MB6	2206K, 1306K, 22206K
	30	45	38	8	HE2306	M30 x 1.5	0.13 0.28	KM6	MB6	2306K
30 mm	35	52	29	9	H207	M35 x 1.5	0.13 0.28	KM7	MB7	1207K
	35	52	35	9	H307	M35 x 1.5	0.14 0.31	KM7	MB7	2207K, 1307K, 22207K
	35	52	43	9	H2307	M35 x 1.5	0.17 0.36	KM7	MB7	2307K
1 3/16 in	35	52	35	9	HA307	M35 x 1.5	0.14 0.31	KM7	MB7	2207K, 1307K, 22207K
	35	52	43	9	HA2307	M35 x 1.5	0.17 0.36	KM7	MB7	2307K
1 1/4 in	35	52	35	9	HE307	M35 x 1.5	0.14 0.31	KM7	MB7	2207K, 1307K, 22207K
35 mm	40	58	31	10	H208	M40 x 1.5	0.17 0.38	KM8	MB8	1208K
	40	58	36	10	H308	M40 x 1.5	0.19 0.42	KM8	MB8	2208K, 1308K, 22208K
	40	58	46	10	H2308	M40 x 1.5	0.22 0.49	KM8	MB8	2308K, 22308K
1 7/16 in	45	65	39	11	HA309	M45 x 1.5	0.25 0.55	KM9	MB9	2209K, 1309K, 22209K
	45	65	50	11	HA2309	M45 x 1.5	0.28 0.62	KM9	MB9	2309K, 22309K
1 1/2 in	45	65	39	11	HE309	M45 x 1.5	0.25 0.55	KM9	MB9	2209K, 1309K, 22209K
	45	65	50	11	HE2309	M45 x 1.5	0.28 0.62	KM9	MB9	2309K, 22309K

Sleeve designations printed in bold face type are currently in our manufacturing schedule. Those shown in normal face type are made to order.

H-Series Adapter Sleeves

Shaft Sizes 20 mm – 2-1/4 in

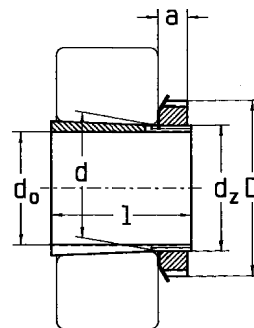


Shaft size	Dimensions				Adapter Designation	Thread	Weight	Components		Adapter Fits the Following Bearings
	d	D	l	a				nut	washer	
	mm						kg lbs			
40 mm	45	65	33	11	H209	M45 x 1.5	0.23 0.50	KM9	MB9	1209K
	45	65	39	11	H309	M45 x 1.5	0.25 0.55	KM9	MB9	2209K, 1309K, 22209K
	45	65	50	11	H2309	M45 x 1.5	0.28 0.62	KM9	MB9	2309K, 22309K
1 11/16 in	50	70	42	12	HA310	M50 x 1.5	0.30 0.67	KM10	MB10	2210K, 1310K, 22210K
	50	70	55	12	HA2310	M50 x 1.5	0.36 0.80	KM10	MB10	2310K, 22310K
1 3/4 in	50	70	42	12	HE310	M50 x 1.5	0.30 0.67	KM10	MB10	2210K, 1310K, 22210K
45 mm	50	70	35	12	H210	M50 x 1.5	0.27 0.60	KM10	MB10	1210K
	50	70	42	12	H310	M50 x 1.5	0.30 0.67	KM10	MB10	2210K, 1310K, 22210K
	50	70	55	12	H2310	M50 x 1.5	0.36 0.80	KM10	MB10	2310K, 22310K
1 15/16 in	55	75	45	12	HA311	M55 x 1.5	0.35 0.76	KM11	MB11	2211K, 1311K, 22211K
	55	75	59	12	HA2311	M55 x 1.5	0.42 0.93	KM11	MB11	2311K, 22311K
50 mm	55	75	37	12	H211	M55 x 1.5	0.31 0.68	KM11	MB11	1211K
	55	75	45	12	H311	M55 x 1.5	0.35 0.76	KM11	MB11	2211K, 1311K, 22211K
	55	75	59	12	H2311	M55 x 1.5	0.42 0.93	KM11	MB11	2311K, 22311K
2 in	55	75	45	12	HE311	M55 x 1.5	0.35 0.76	KM11	MB11	2211K, 1311K, 22211K
	55	75	59	12	HE2311	M55 x 1.5	0.42 0.93	KM11	MB11	2311K, 22311K
55 mm	60	80	38	13	H212	M60 x 2	0.35 0.76	KM12	MB12	1212K
	60	80	47	13	H312	M60 x 2	0.39 0.87	KM12	MB12	2212K, 1312K, 22212K
	60	80	62	13	H2312	M60 x 2	0.48 1.06	KM12	MB12	2312K, 22312K
1 3/16 in	65	85	50	14	HA313	M65 x 2	0.46 1.01	KM13	MB13	2213K, 1313K, 22213K
	65	85	65	14	HA2313	M65 x 2	0.56 1.23	KM13	MB13	2313K, 22313K
2 1/4 in	65	85	50	14	HE313	M65 x 2	0.46 1.01	KM13	MB13	2213K, 1313K, 22213K

Sleeve designations printed in bold face type are currently in our manufacturing schedule. Those shown in normal face type are made to order.

H-Series Adapter Sleeves

Shaft Sizes 60 mm – 100 mm

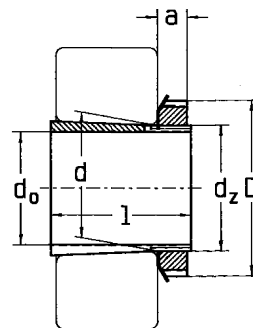


Shaft size	Dimensions				Adapter Designation	Thread	Weight	Components		Adapter Fits the Following Bearings
	d	D	l	a				nut	washer	
	mm						kg lbs			
60 mm	65	85	40	14	H213	M65 x 2	0.40 0.88	KM13	MB13	1213K
	65	85	50	14	H313	M65 x 2	0.46 1.01	KM13	MB13	2213K, 1313K, 22213K
	65	85	65	14	H2313	M65 x 2	0.56 1.23	KM13	MB13	2313K, 22313K
2 7/16 in	75	98	55	15	HA315	M75 x 2	0.83 1.83	KM15	MB15	2215K, 1315K, 22215K
	75	98	73	15	HA2315	M75 x 2	1.05 2.31	KM15	MB15	2315K, 22315K
2 1/2 in	75	98	55	15	HE315	M75 x 2	0.83 1.83	KM15	MB15	2215K, 1315K, 22215K
	75	98	73	15	HE2315	M75 x 2	1.05 2.31	KM15	MB15	2315K, 22315K
65 mm	75	98	43	15	H215	M75 x 2	0.71 1.56	KM15	MB15	1215K
	75	98	55	15	H315	M75 x 2	0.83 1.83	KM15	MB15	2215K, 1315K, 22215K
	75	98	73	15	H2315	M75 x 2	1.05 2.31	KM15	MB15	2315K, 22315K
2 11/16 in	80	105	59	17	HA316	M80 x 2	1.03 2.27	KM16	MB16	2216K, 1316K, 22216K
	80	105	78	17	HA2316	M80 x 2	1.28 2.82	KM16	MB16	2316K, 22316K
2 3/4 in	80	105	59	17	HE316	M80 x 2	1.03 2.27	KM16	MB16	2216K, 1316K, 22216K
70 mm	80	105	46	17	H216	M80 x 2	0.88 1.94	KM16	MB16	1216K
	80	105	59	17	H316	M80 x 2	1.03 2.27	KM16	MB16	2216K, 1316K, 22216K
	80	105	78	17	H2316	M80 x 2	1.28 2.82	KM16	MB16	2316K, 22316K
2 15/16 in	85	110	63	18	HA317	M85 x 2	1.18 2.60	KM17	MB17	2217K, 1317K, 22217K
	85	110	82	18	HA2317	M85 x 2	1.45 3.20	KM17	MB17	2317K, 22317K
75 mm	85	110	50	18	H217	M85 x 2	1.02 2.25	KM17	MB17	1217K
	85	110	63	18	H317	M85 x 2	1.18 2.60	KM17	MB17	2217K, 1317K, 22217K
	85	110	82	18	H2317	M85 x 2	1.45 3.20	KM17	MB17	2317K, 22317K
3 in	85	110	63	18	HE317	M85 x 2	1.18 2.60	KM17	MB17	2217K, 1317K, 22217K
	85	110	82	18	HE2317	M85 x 2	1.45 3.20	KM17	MB17	2317K, 22317K

Sleeve designations printed in bold face type are currently in our manufacturing schedule. Those shown in normal face type are made to order.

H-Series Adapter Sleeves

Shaft Sizes 60 mm – 100 mm



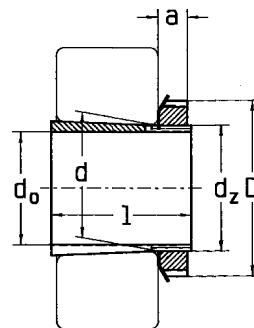
Shaft size	Dimensions				Adapter Designation	Thread	Weight	Components		Adapter Fits the Following Bearings
	d	D	l	a				nut	washer	
	mm						kg lbs			
80 mm	90	120	52	18	H218	M90 x 2	1.19 2.62	KM18	MB18	1218K
	90	120	65	18	H318	M90 x 2	1.37 3.02	KM18	MB18	2218K, 1318K, 22218K
	90	120	86	18	H2318	M90 x 2	1.69 3.73	KM18	MB18	2318K, 23218K, 22318K
3 3/16 in	90	120	65	18	HA318	M90 x 2	1.37 3.02	KM18	MB18	2218K, 1318K, 22218K
	90	120	86	18	HA2318	M90 x 2	1.69 3.73	KM18	MB18	2318K, 23218K, 22318K
3 1/4 in	90	120	65	18	HE318	M90 x 2	1.37 3.02	KM18	MB18	2218K, 1318K, 22218K
85 mm	95	125	55	19	H219	M95 x 2	1.37 3.02	KM19	MB19	1219K
	95	125	68	19	H319	M95 x 2	1.56 3.44	KM19	MB19	2219K, 1319K, 22219K
	95	125	90	19	H2319	M95 x 2	1.92 4.23	KM19	MB19	2319K, 22319K
3 7/16 in	100	130	71	20	HA320	M100 x 2	1.69 3.73	KM20	MB20	2220K, 1320K, 22220K
	100	130	97	20	HA2320	M100 x 2	2.15 4.74	KM20	MB20	2320K, 23220K, 22320K
3 1/2 in	100	130	71	20	HE320	M100 x 2	1.69 3.73	KM20	MB20	2220K, 1320K, 22220K
	100	130	97	20	HE2320	M100 x 2	2.15 4.74	KM20	MB20	2320K, 23220K, 22320K
90 mm	100	130	58	20	H220	M100 x 2	1.49 3.28	KM20	MB20	1220K
	100	130	71	20	H320	M100 x 2	1.69 3.73	KM20	MB20	2220K, 1320K, 22220K
	100	130	97	20	H2320	M100 x 2	2.15 4.74	KM20	MB20	2320K, 23220K, 22320K
3 15/16 in	110	145	77	21	HA322	M110 x 2	2.18 4.81	KM22	MB22	2222K, 1322K, 22222K
	110	145	81	21	HA3122	M110 x 2	2.25 4.96	KM22	MB22	23122K
	110	145	105	21	HA2322	M110 x 2	2.74 6.04	KM22	MB22	2322K, 23222K, 22322K
100 mm	110	145	63	21	H222	M110 x 2	1.93 4.25	KM22	MB22	1222K
	110	145	77	21	H322	M110 x 2	2.18 4.81	KM22	MB22	222K, 1322K, 22222K
	110	145	81	21	H3122	M110 x 2	2.25 4.96	KM22	MB22	23122K
	110	145	105	21	H2322	M110 x 2	2.74 6.04	KM22	MB22	2322K, 23222K, 22322K

Sleeve designations printed in bold face type are currently in our manufacturing schedule. Those shown in normal face type are made to order.



H-Series Adapter Sleeves

Shaft Sizes 4 in – 160 mm

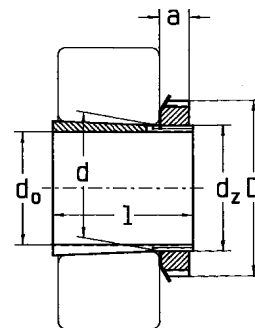


Shaft size	Dimensions				Adapter Designation	Thread	Weight	Components		Adapter Fits the Following Bearings
	d	D	l	a				nut	washer	
	mm						kg lbs			
4 in	110	145	77	21	HE322	M110 x 2	2.18 4.81	KM22	MB22	2222K, 1322K, 22222K
	110	145	105	21	HE2322	M110 x 2	2.74 6.04	KM22	MB22	2322K, 23222K, 22322K
4 3/16 in	120	155	88	22	HA3124	M120 x 2	2.64 5.82	KM24	MB24	23124K
	120	155	112	22	HA2324	M120 x 2	3.19 7.03	KM24	MB24	23224K, 22324K
110 mm	120	155	72	22	H3024	M120 x 2	1.93 4.25	KM24	MB24	23024K
	120	155	88	22	H3124	M120 x 2	2.64 5.82	KM24	MB24	23124K
	120	155	112	22	H2324	M120 x 2	3.19 7.03	KM24	MB24	23224K, 22324K
4 7/16 in	130	155	80	23	HA3026	M130 x 2	2.85 6.28	KML26	MB26	23026K
	130	165	92	23	HA3126	M130 x 2	3.66 8.07	KM26	MB26	23126K, 22226K
	130	165	121	23	HA2326	M130 x 2	4.60 10.14	KM26	MB26	23226K, 22326K
4 1/2 in	130	165	92	23	HE3126	M130 x 2	3.66 8.07	KM26	MB26	23126K, 22226K
115 mm	130	155	80	23	H3026	M130 x 2	2.85 6.28	KM26	MB26	23026K
	130	165	92	23	H3126	M130 x 2	3.66 8.07	KM26	MB26	23126K, 22226K
	130	165	121	23	H2326	M130 x 2	4.60 10.14	KM26	MB26	23226K, 22326K
125 mm	140	165	82	24	H3028	M140 x 2	3.16 6.97	KML28	MB28	23028K
	140	180	97	24	H3128	M140 x 2	4.34 9.57	KM28	MB28	23128K, 22228K
	140	180	131	24	H2328	M140 x 2	5.55 12.24	KM28	MB28	23228K, 22328K
4 15/16 in	140	165	82	24	HA3028	M140 x 2	3.16 6.97	KML28	MB28	23028K
	140	180	97	24	HA3128	M140 x 2	4.34 9.57	KM28	MB28	23128K, 22228K
	140	180	131	24	HA2328	M140 x 2	5.55 12.24	KM28	MB28	23228K, 22328K
5 in	140	165	82	24	HE3028	M140 x 2	3.16 6.97	KML28	MB28	23028K
	140	180	97	24	HE3128	M140 x 2	4.34 9.57	KM28	MB28	23128K, 22228K
	140	180	131	24	HE2328	M140 x 2	5.55 12.24	KM28	MB28	23228K, 22328K

Sleeve designations printed in bold face type are currently in our manufacturing schedule. Those shown in normal face type are made to order.

H-Series Adapter Sleeves

Shaft Sizes 4 in – 160 mm



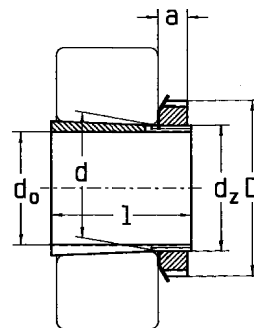
Shaft size	Dimensions				Adapter Designation	Thread	Weight	Components		Adapter Fits the Following Bearings
	d	D	l	a				nut	washer	
	mm						kg lbs			
5 3/16 in	150	180	87	26	HA3030	M150 x 2	3.89 8.58	KML30	MB30	23030K
	150	195	111	26	HA3130	M150 x 2	5.52 12.17	KM30	MB30	23130K, 22230K
	150	195	139	26	HA2330	M150 x 2	6.63 14.62	KM30	MB30	23230K, 22330K
135 mm	150	180	87	26	H3030	M150 x 2	3.89 8.58	KML30	MB30	23030K
	150	195	111	26	H3130	M150 x 2	5.52 12.17	KM30	MB30	23130K, 22230K
	150	195	139	26	H2330	M150 x 2	6.63 14.62	KM30	MB30	23230K, 22330K
5 7/16 in	160	190	93	28	HA3032	M160 x 3	5.21 11.49	KML32	MB32	23032K
	160	210	147	28	HA2332	M160 x 3	9.14 20.15	KM32	MB32	23232K, 22332K
5 1/2 in	160	210	119	28	HE3132	M160 x 2	7.67 16.91	KM32	MB32	23132K, 22232K
140 mm	160	190	93	28	H3032	M160 x 2	5.21 11.49	KML32	MB32	23032K
	160	210	119	28	H3132	M160 x 2	7.67 16.91	KM32	MB32	23132K, 22232K
	160	210	147	28	H2332	M160 x 2	9.14 20.15	KM32	MB32	23232K, 22332K
150 mm	170	200	101	29	H3034	M170 x 3	5.99 13.21	KML34	MB34	23034K
	170	220	122	29	H3134	M170 x 3	8.36 18.43	KM34	MB34	23134K, 22234K
	170	220	154	29	H2334	M170 x 3	10.20 22.49	KM34	MB34	23234K, 22334K
5 15/16 in	170	200	101	29	HA3034	M170 x 3	5.99 13.21	KML34	MB34	23034K
	170	220	122	29	HA3134	M170 x 3	8.36 18.43	KM34	MB34	23134K, 22234K
	170	220	154	29	HA2334	M170 x 3	10.20 22.49	KM34	MB34	23234K, 22334K
6 in	170	200	101	29	HE3034	M170 x 3	5.99 13.21	KML34	MB34	23034K
	170	220	122	29	HE3134	M170 x 2	8.36 18.43	KM34	MB34	23134K, 22234K
160 mm	180	210	109	30	H3036	M180 x 3	6.83 15.06	KML36	MB36	23036K
	180	230	131	30	H3136	M180 x 3	9.50 20.94	KM36	MB36	23136K, 22236K
	180	230	161	30	H2336	M180 x 3	11.30 24.91	KM36	MB36	23236K, 22336K

Sleeve designations printed in bold face type are currently in our manufacturing schedule. Those shown in normal face type are made to order.



H-Series Adapter Sleeves

Shaft Sizes 6-7/16 in – 7-15/16 in



Shaft size	Dimensions				Adapter Designation	Thread	Weight	Components		Adapter Fits the Following Bearings
	d	D	l	a				nut	washer	
	mm						kg lbs			
6 7/16 in	180	210	109	30	HA3036	M180 x 3	6.83 15.06	KML36	MB36	23036K
	180	230	131	30	HA3136	M180 x 3	9.50 20.94	KM36	MB36	23136K, 22236K
	180	230	161	30	HA2336	M180 x 3	11.30 24.91	KM36	MB36	23236K, 22336K
170 mm	190	220	112	31	H3038	M190 x 3	7.45 16.42	KML38	MB38	23038K
	190	240	141	31	H3138	M190 x 3	10.80 23.81	KM38	MB38	23138K, 22238K
	190	240	169	31	H2338	M190 x 3	12.60 27.78	KM38	MB38	23238K, 22338K
6 15/16 in	190	220	112	31	HA3038	M190 x 3	7.45 16.42	KML38	MB38	23038K
	190	240	141	31	HA3138	M190 x 3	10.80 23.81	KM38	MB38	23138K, 22238K
	190	240	169	31	HA2338	M190 x 3	12.60 27.78	KM38	MB38	23238K, 22338K
7 in	200	250	176	32	HE2340	M200 x 3	13.90 30.64	KM40	MB40	23240K, 22340K
180 mm	200	240	120	32	H3040	M200 x 3	9.19 20.26	KML40	MB40	23040K
	200	250	150	32	H3140	M200 x 3	12.10 26.68	KM40	MB40	23140K, 22240K
	200	250	176	32	H2340	M200 x 3	13.90 30.64	KM40	MB40	23240K, 22340K
7 3/16 in	200	240	120	32	HA3040	M200 x 3	9.19 20.26	KML40	MB40	23040K
7 15/16 in	220	260	126	30	HA3044	M220 x 3	10.50 23.15	KML44	MB44	23044K
	220	280	161	35	HA3144	M220 x 3	15.00 33.07	KM44	MB44	23144K, 22244K
	220	280	186	35	HA2344	M220 x 3	17.00 37.48	KM44	MB44	23244K, 22344K

Sleeve designations printed in bold face type are currently in our manufacturing schedule. Those shown in normal face type are made to order.